

Loewe Subwoofer Compact




Delivery contents
 Subwoofer Compact
 W 24.0 / H 24.7 / FD 24.0



Technical information Loewe Subwoofer Compact

| General | |
|-----------------------------------|---|
| Principle | 1-way bass reflex, active |
| Nominal / music power (sine/max.) | 100 W / 200 W (subwoofer channel) |
| Frequency range | 39 Hz – 300 Hz (-6 dB) |
| Features | |
| Power amps | Total output: 200 W 2 additional digital amplifiers class D) for connecting front speakers: 50 W, 4 ohms each; 1 digital amplifier (Class D) for subwoofer channel: 100 W (sinus) |
| Bass control | ● -12 dB / +12 dB |
| Phase switch | – |
| Sub-sonic filter | 50 Hz – 250Hz |
| Bass equaliser | ● |
| Power switch | ● |
| Stand-by switch | ● |
| Signal recognition | ● |
| Audio Link | ● |
| Speaker complement | 1 woofer |
| Connections | gold-plated terminal screws |
| Cinch-Connections | gold-plated |
| Accessories | |
| Audio link cable (3 m) | ● |
| Electronics cover | ● |
| Loudspeaker grille | ○ |
| Miscellaneous | |
| Weight (approx.) in kg | 5.2 |

TV housing Colours

| Model | Article no. | EAN Code |
|---|-------------|---------------|
|  Subwoofer Compact | 50212U00 | 4011880133326 |
| White | | |
|  Subwoofer Compact | 50212W00 | 4011880133333 |
| Black | | |
|  Subwoofer Compact | 50212T00 | 4011880130417 |
| Chrome Silver | | |

Technical features



Dimensions in cm: W = width, H = height, TD = total depth
 ● = included/installed ○ = upgradeable/option